



The Alcohol Flush Response

Isabel Moh

University of Nevada, Reno, NV USA

imoh@nevada.unr.edu

Daniel Simon

Anesthesiology, Perioperative and Pain Medicine

Stanford Medicine

Stanford University, Stanford, CA USA

danielsimon@stanford.edu

Eric R. Gross, MD, Ph.D.

Associate Professor, Anesthesiology, Perioperative and Pain Medicine

Stanford Medicine

Stanford University, Stanford, CA USA

ergross@stanford.edu 

ABSTRACT

Nearly 540 million people world-wide have facial flushing and an increased heart rate after consuming alcohol. Known as the alcohol flushing response, this reaction to alcohol is a result of a genetic variant in an enzyme aldehyde dehydrogenase 2 (ALDH2), known as ALDH2*2. Mainly carried by those of East Asian descent, the genetic variant is likely the most common genetic variant carried in the world. Carrying this ALDH2*2 genetic variant has important health implications with respect to cancer risk which is increased when carriers of the ALDH2*2 genetic variant frequently use alcohol or tobacco products. This comic explains the alcohol flush response and the health risks associated with alcohol and tobacco use for those who carry an ALDH2*2 variant.

Received: November 3, 2023 **Accepted:** February 21, 2024 **Published:** February 22, 2024

Competing Interests: The author declares that they have no competing interests.

Graphic Medicine Review is a peer-reviewed open access journal. © 2024 The Author(s). This is an open-access article distributed under the terms of the Creative Commons Attribution 4.0 International License (CC-BY 4.0), which permits unrestricted use, distribution, and reproduction in any medium, provided the original author and source are credited.

See <https://creativecommons.org/licenses/by/4.0>. 

BACKGROUND

The alcohol flush response is a reaction to alcohol that causes facial flushing and tachycardia. Mainly prevalent for those of East Asian descent (China, Japan, Korea, and Taiwan), this response to alcohol affects nearly 540 million people worldwide and is caused by an inactive genetic variant in the enzyme aldehyde dehydrogenase 2 (ALDH2) (Gross, 2015).

So why should we care whether people flush after they drink alcohol? This phenotype of flushing after consuming alcohol has important health implications. As described in this comic, the facial flushing that occurs after alcohol consumption is a warning sign that the body cannot break-down a metabolite of alcohol, called acetaldehyde. This alcohol metabolite acetaldehyde in turn accumulates within the body. This accumulation of acetaldehyde is what triggers the physiological effects that produce the phenotype of facial flushing and tachycardia (Chen, 2014).

Acetaldehyde accumulation at the cellular level can trigger DNA damage and modify protein functions by forming aldehyde-induced adducts on DNA and proteins (Heymann, 2018). These adducts that occur with alcohol exposure can lead to changes within a cell that can lead to cancer (Brooks, 2009). Since alcohol is typically a beverage we drink, the alcohol exposure is concentrated within the digestive system – leading to higher risks of cancer particularly of the upper digestive tract (mouth and esophagus) due to the limited ability to metabolize the alcohol metabolite acetaldehyde to acetic acid. Importantly, there are other sources of aldehydes besides alcohol. This comic highlights that besides alcohol, another source of aldehyde exposure is cigarettes and e-cigarettes. Aldehydes, including acetaldehyde, formaldehyde, and acrolein are inhaled when using e-cigarettes (Yu, 2022). This exposure to aldehydes that are present in cigarettes or e-cigarettes, when combined with alcohol, can create an additive effect of aldehyde accumulation particularly within the upper digestive tract (Salasporo, 2004).

As aldehydes can be consumed or inhaled, besides aldehydes driving the risk for upper digestive tract cancer, aldehydes also can lead to vascular inflammation (Guo, 2023; Yu, 2022). This inflammation of the vascular system may over time potentially lead to cardiovascular and neurovascular disease (Zhang, 2023).

Due to these health reasons, it is important to relay to the public the risk carried by people that flush after drinking alcohol. We hope that relaying this information through a comic presenting the alcohol flushing response is an additional avenue to reach people about this health risk. Part of our future plans include additional public outreach relaying the health risks associated with the alcohol flushing response.

CONCLUSION

The alcohol flushing response is not benign. Frequent exposure to aldehydes, especially when alcohol is combined with aldehyde exposures from sources such as cigarettes or e-cigarettes may increase the risk of developing cancer.

FUNDING INFORMATION

This comic was supported by the National Institutes of Health (NIGMS GM119522, NHLBI HL114388) and the Tobacco Related Disease Research Program (T32IR4993).

REFERENCES

- Brooks, P. J., Enoch, M.-A., Goldman, D., Li, T.-K., & Yokoyama, A. (2009). The alcohol flushing response: An unrecognized risk factor for esophageal cancer from alcohol consumption. *PLoS Medicine*, 6(3). <https://doi.org/10.1371/journal.pmed.1000050>
- Chen, C.-H., Ferreira, J. C., Gross, E. R., & Mochly-Rosen, D. (2014). Targeting aldehyde dehydrogenase 2: New therapeutic opportunities. *Physiological Reviews*, 94(1), 1–34. <https://doi.org/10.1152/physrev.00017.2013>
- Gross, E. R., Zambelli, V. O., Small, B. A., Ferreira, J. C. B., Chen, C.-H., & Mochly-Rosen, D. (2015). A personalized medicine approach for Asian Americans with the aldehyde dehydrogenase 2*2 variant. *Annual Review of Pharmacology and Toxicology*, 55(1), 107–127. <https://doi.org/10.1146/annurev-pharmtox-010814-124915>
- Guo, H., Yu, X., Liu, Y., Paik, D. T., Justesen, J. M., Chandy, M., Jahng, J. W. S., Zhang, T., Wu, W., Rwere, F., Zhao, S. R., Pokhrel, S., Shivnaraine, R. V., Mukherjee, S., Simon, D. J., Manhas, A., Zhang, A., Chen, C.-H., Rivas, M. A., ... Wu, J. C. (2023). SGLT2 inhibitor ameliorates endothelial dysfunction associated with the common *aldh2* alcohol flushing variant. *Science Translational Medicine*, 15(680). <https://doi.org/10.1126/scitranslmed.abp9952>
- Heymann, H. M., Gardner, A. M., & Gross, E. R. (2018). Aldehyde-induced DNA and protein adducts as biomarker tools for alcohol use disorder. *Trends in Molecular Medicine*, 24(2), 144–155. <https://doi.org/10.1016/j.molmed.2017.12.003>
- Ogunwale, M. A., Li, M., Ramakrishnam Raju, M. V., Chen, Y., Nantz, M. H., Conklin, D. J., & Fu, X.-A. (2017). Aldehyde detection in electronic cigarette aerosols. *ACS Omega*, 2(3), 1207–1214. <https://doi.org/10.1021/acsomega.6b00489>
- Salaspuro, V., & Salaspuro, M. (2004). Synergistic effect of alcohol drinking and smoking on in vivo acetaldehyde concentration in saliva. *International Journal of Cancer*, 111(4), 480–483. <https://doi.org/10.1002/ijc.20293>
- Yu, X., Zeng, X., Xiao, F., Chen, R., Sinharoy, P., & Gross, E. R. (2022). E-cigarette aerosol exacerbates cardiovascular oxidative stress in mice with an inactive aldehyde dehydrogenase 2 enzyme. *Redox Biology*, 54, 102369. <https://doi.org/10.1016/j.redox.2022.102369>
- Zhang, J., Guo, Y., Zhao, X., Pang, J., Pan, C., Wang, J., Wei, S., Yu, X., Zhang, C., Chen, Y., Yin, H., & Xu, F. (2023). The role of aldehyde dehydrogenase 2 in cardiovascular disease. *Nature Reviews Cardiology*, 20(7), 495–509. <https://doi.org/10.1038/s41569-023-00839-5>

The Alcohol Flush Response

WHEN DRINKING ALCOHOL OR USING NICOTINE PRODUCTS (CIGARETTES OR E-CIGARETTES), OUR BODIES ARE EXPOSED TO ALDEHYDES.



THESE ALDEHYDES CAN BE TOXIC TO OUR BODIES; PARTICULARLY IF THEY CAUSE FACIAL FLUSHING AND AN INCREASED HEART RATE.

WHY DOES ALCOHOL FLUSHING OCCUR MORE OFTEN IN THE EAST ASIAN POPULATION AND WHAT ARE THE HEALTH RISKS?



SOCIAL GATHERINGS ARE OFTEN PAIRED WITH DRINKING OR SMOKING. SOME PEOPLE, WHEN DRINKING ALCOHOL, SHOW A PHENOTYPE OF FACIAL FLUSHING; DUE TO THE ACCUMULATION OF THE ALCOHOL METABOLITE, ACETALDEHYDE.



NEARLY 20% OF PEOPLE USE ALCOHOL AND CIGARETTES TOGETHER¹. NICOTINE PRODUCTS (CIGARETTES AND E-CIGARETTES) ALSO CONTAIN ALDEHYDES, INCLUDING ACETALDEHYDE^{2,3}.



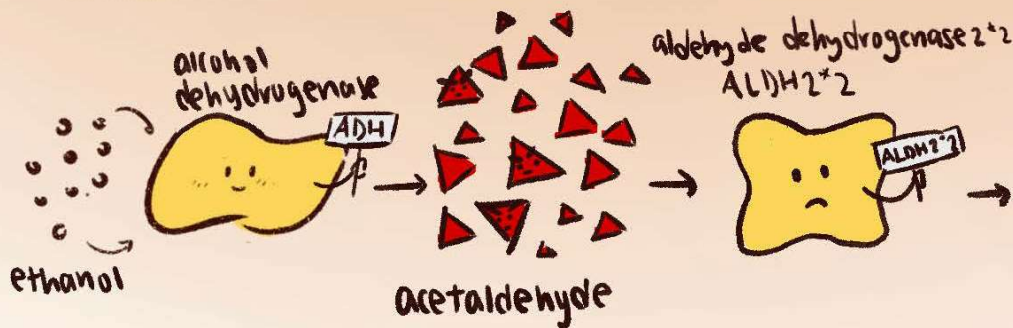
PEOPLE WITH GENETIC DEFICIENCIES FOR METABOLIZING ALDEHYDES CAUSED BY ALDH2 VARIANTS EXPERIENCE FACIAL FLUSHING AND AN INCREASED HEART RATE




THE ALDH2*2 GENETIC VARIANT IS ONE OF THE MOST COMMON GENETIC VARIANTS IN THE WORLD, AFFECTING ABOUT 560 MILLION (8% OF THE WORLD POPULATION) MAINLY OF EAST ASIAN DESCENT.



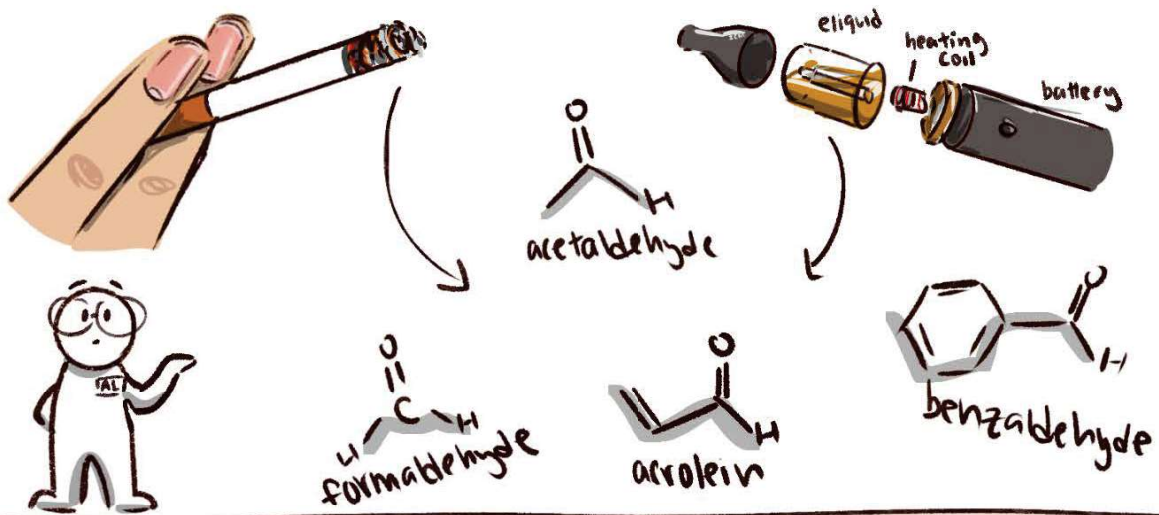
CHROMOSOME 12




ONE COPY OF AN ALDH2*2 GENETIC VARIANT IS NEEDED TO CAUSE AN ALCOHOL FLUSH RESPONSE. THEREFORE, AN ALDH2*2 CARRIER CANNOT EFFICIENTLY METABOLIZE ALDEHYDES - LEADING TO FACIAL FLUSHING, ELEVATED HEART RATE, AND ALDEHYDE ACCUMULATION.



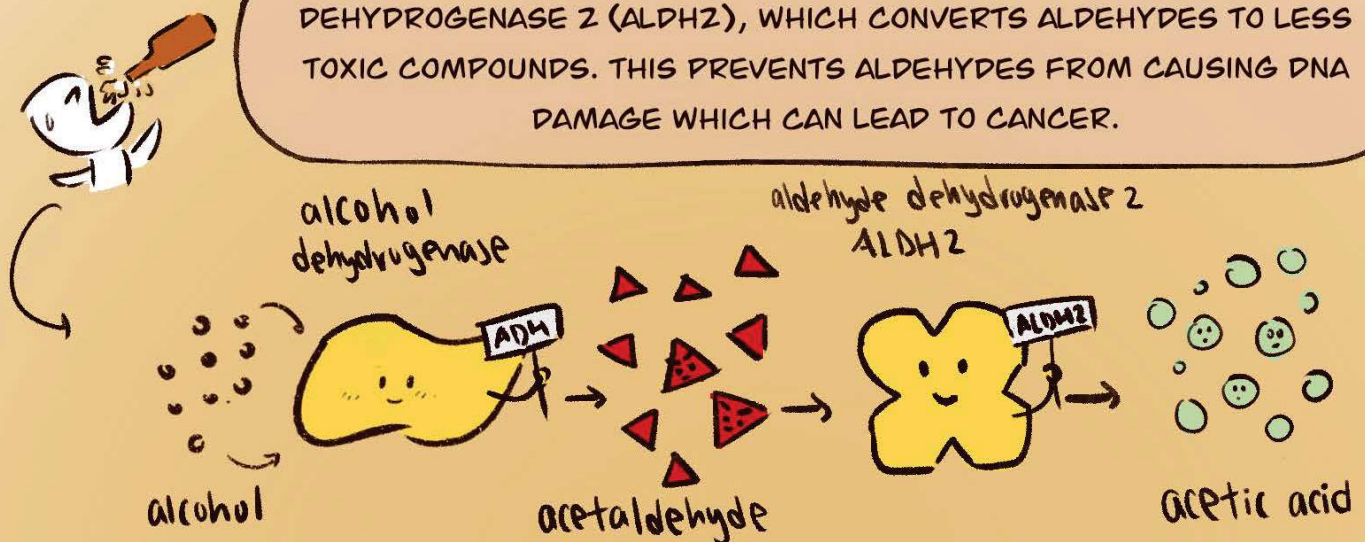
IMPORTANTLY, NICOTINE PRODUCTS (TOBACCO AND E-LIQUIDS) RELEASE ALDEHYDES INCLUDING ACETALDEHYDE, FORMALDEHYDE, AND ACROLEIN. FLAVORINGS, SUCH AS BENZALDEHYDE OR VANILLIN ARE ALSO ALDEHYDES.



USING ALCOHOL AND NICOTINE TOGETHER CAN RAISE ALDEHYDE LEVELS IN THE BODY TO A HIGHER LEVEL THAN USING EITHER ALONE⁴. ELEVATED ALDEHYDE LEVELS CAN HAVE ADVERSE EFFECTS IN PEOPLE WITH GENETIC DEFICIENCIES FOR METABOLIZING ALDEHYDES.

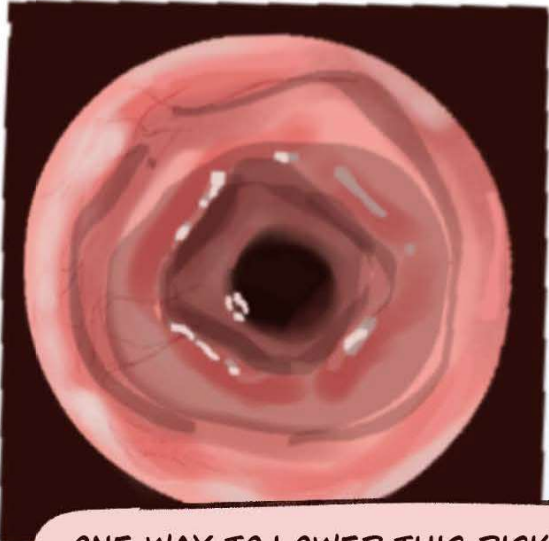


OUR BODIES BREAK DOWN ALDEHYDES USING THE ENZYME, ALDEHYDE DEHYDROGENASE 2 (ALDH2), WHICH CONVERTS ALDEHYDES TO LESS TOXIC COMPOUNDS. THIS PREVENTS ALDEHYDES FROM CAUSING DNA DAMAGE WHICH CAN LEAD TO CANCER.


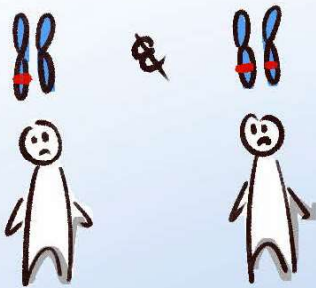


PEOPLE WHO CARRY AN ALDH2*2 VARIANT ARE AT HIGHER RISK FOR SEVERAL CANCERS, IN PARTICULAR ORAL, PHARYNGOLARYNGEAL, AND ESOPHAGEAL CANCERS^{5, 6, 7}.

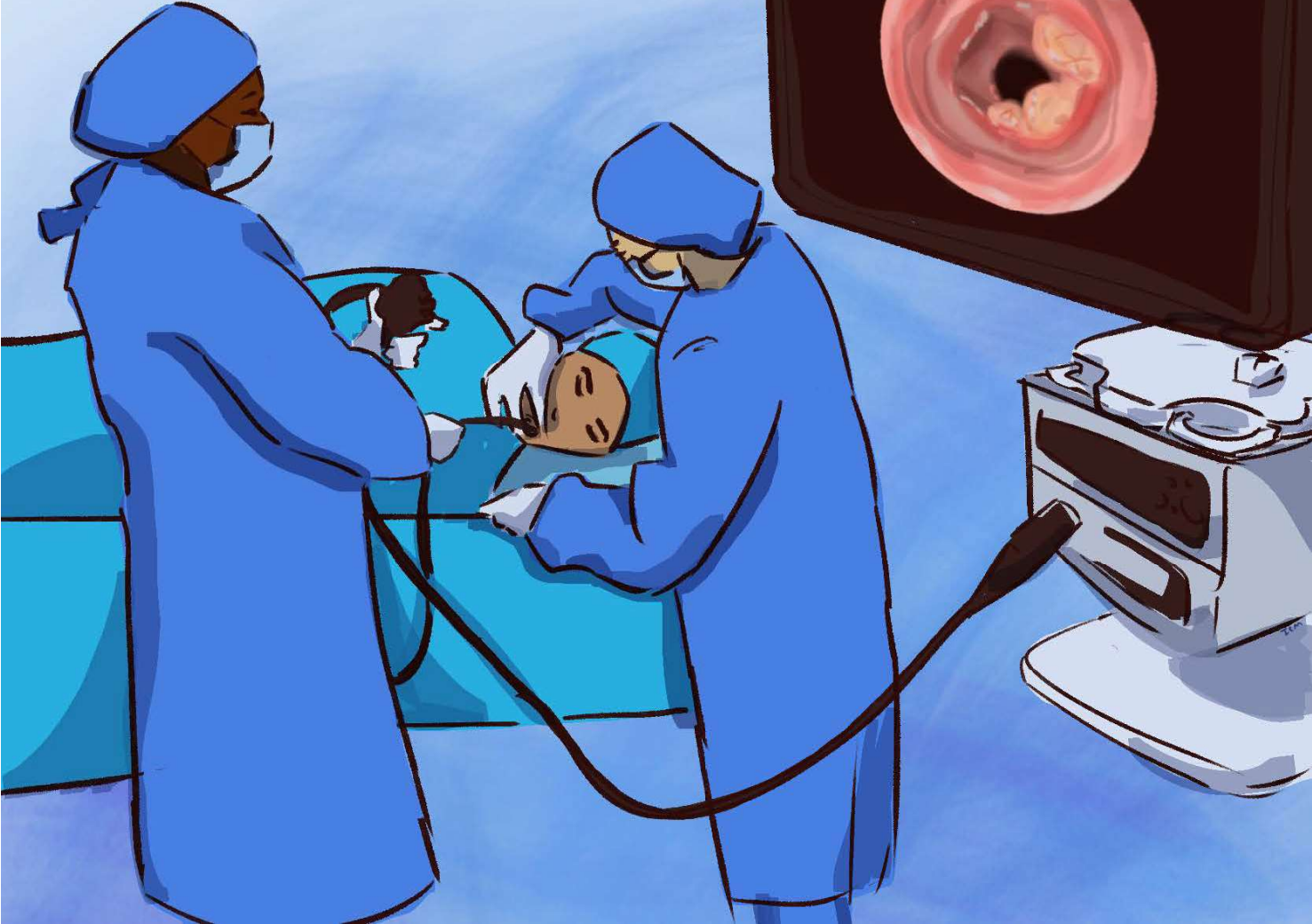
normal




ONE WAY TO LOWER THIS RISK IS TO STOP USING ALCOHOL, CIGARETTES AND E-CIGARETTES.



abnormal



IF YOU OR OTHERS YOU KNOW SHOW SIGNS OF FACIAL FLUSHING AND INCREASED HEART RATE WHEN USING ALCOHOL, CIGARETTES OR E-CIGARETTES, YOU SHOULD LIMIT YOUR CONSUMPTION TO LOWER YOUR RISK OF UPPER AERODIGESTIVE TRACT AND ESOPHAGEAL CANCER.



IT IS IMPORTANT IN THE ERA OF PRECISION MEDICINE TO BE AWARE THAT NOT EVERYONE'S RESPONSE TO ALDEHYDES IS THE SAME. THE EXPOSURE TO ALDEHYDES FROM ALCOHOL AND CIGARETTES IS A GREATER HEALTH RISK FOR THOSE WHO CARRY AN ALDH2*2 GENETIC VARIANT.

REFERENCES

1. FALK DE, YI HY, AND HILLER-STURMHOFELAN S. AN EPIDEMIOLOGIC ANALYSIS OF CO-OCCURRING ALCOHOL AND TOBACCO USE AND DISORDERS: FINDINGS FROM THE NATIONAL EPIDEMIOLOGIC SURVEY ON ALCOHOL AND RELATED CONDITIONS. *ALCOHOL RES HEALTH* 2006;29(3):162-71.
2. OGUNWALE MA, LI M, RAJU MVR, ET AL. ALDEHYDE DETECTION IN ELECTRONIC CIGARETTE AEROSOLS. *ACS OMEGA*. 2017 MAR 31;2(3):1207-1214. DOI: 10.1021/ACSONOMEGA.6B00489.
3. YU X, ZENG XC, XIAO F, CHEN R, SINHARROY P, GROSS ER. E-CIGARETTE AEROSOL EXACERBATES CARDIOVASCULAR OXIDATIVE STRESS IN MICE WITH AN INACTIVE ALDEHYDE DEHYDROGENASE 2 ENZYME. *REDOX BIOLOGY* 2022 AUG;54:102369. DOI: 10.1016/J.REDOX.2022.102369.
4. SALASPORO M, SALASPORO P. SYNERGISTIC EFFECT OF ALCOHOL DRINKING AND SMOKING ON IN VIVO ACETALDEHYDE CONCENTRATION IN SALIVA. *INT J CANCER*. 2004 SEP 10;111(4):480-3. DOI: 10.1002/IJC.20293.
5. BROOKS PJ, ENOCH M, GOLDMAN D, ET AL. THE ALCOHOL FLUSHING RESPONSE: AN UNRECOGNIZED RISK FACTOR FOR ESOPHAGEAL CANCER FROM ALCOHOL CONSUMPTION. *PLOS MED*. 2009 MAR 24;6(3):E50. DOI: 10.1371/JOURNAL.PMED.1000050.
6. CUI R, KAMATANI Y, TAKAHASHI A, ET AL. FUNCTIONAL VARIANTS IN ADH1B AND ALDH2 COUPLED WITH ALCOHOL AND SMOKING SYNERGISTICALLY ENHANCE ESOPHAGEAL CANCER RISK. *GASTROENTEROLOGY*. 2009 NOV;137(5):1768-75. DOI: 10.1053/J.GASTRO.2009.07.070.
7. CHANG JS, HSIAO J, CHEN C. ALDH2 POLYMORPHISM AND ALCOHOL-RELATED CANCERS IN ASIANS: A PUBLIC HEALTH PERSPECTIVE. *J BIOMED SCI*. 2017 MAR 3;24(1):19. DOI: 10.1186/S12929-017-0327-Y.